

DURA



DURABLE, ACOUSTICAL, AND COMFORTABLE UNDERLAYMENT

NO.2023-01

DURACUSHION

WE'VE BEEN REVOLUTIONIZING FLOOR ACOUSTICS SINCE 1957

DURACUSHION

COMMERCIAL USE

Dura has a clear goal: produce the highest performing underlay and carpet cushion products while contributing to the preservation of our environment for generations to come. Through our unique process of giving a second life to used rubber, we've achieved our lofty goal by creating products that absorb sound like no other and lasts for years.

Our Duracushion underlayment is designed to withstand heavy foot traffic, extending the life of your carpet while performing at its best for many years to come. It provides exceptional acoustical benefits by reducing noise transfer between rooms and levels, creating a peaceful environment for guests and residents. Ideal for high-traffic areas in luxurious hotels, condos, and private homes, providing a soft and comfortable underfoot experience.

HIGH-PERFORMANCE UNDERLAYMENT



ENGINEERED
HARDWOOD
AND LAMINATE



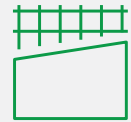
CERAMIC



VINYL



CARPET



✓ **BEST-IN-CLASS WALL-TO-WALL
ACOUSTICAL UNDERLAYMENT**

✓ **BEST CHOICE FOR HEAVY
FOOT TRAFFIC**

✓ **LASTS A LIFETIME**

✓ **MADE FROM RECYCLED RUBBER**

✓ **RETAINS ITS SOUNDPROOFING
QUALITIES**

WHAT MAKES DURACUSHION THE NEW STANDARD

**GREATLY REDUCES
IMPACT SOUND**



**PROVIDES UNDERFOOT
COMFORT & DOES NOT
COLLAPSE OVER TIME**



**DESIGNED TO WITHSTAND
HEAVY FOOT TRAFFIC**



**GUARANTEED TO WORK OVER
RADIANT HEATED FLOORS**



**RESISTS MOLD, MILDEW,
AND FUNGUS GROWTH**



EASY TO INSTALL



**CONTRIBUTES TO
LEED CREDITS**



**GREEN LABEL
PLUS+ CERTIFIED**



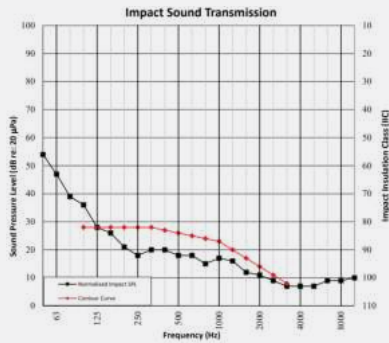
**MADE FROM
RECYCLED RUBBER**



ACOUSTICAL TESTING

PERFORMED BY:
INTERTEK

ASTM E90 + ASTM E492

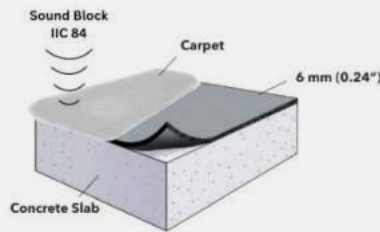


Carpet IIC*84
Duracushion 6 mm (15/64")

6" Concrete Slab IIC*40
Wire Hung Ceiling Grid

Approved and tested by experts

Duracushion 6 mm (15/64") was tested under a 12 mm carpet and over a 152 mm concrete slab, obtaining an IIC 84. IIC is a measure of impact sound transmission from one floor to another. The higher the IIC rating, the better quality of sound absorption.



Duracushion Specifications

The sound rated floor material shall be an open cellular rubber shall be an open cellular rubber reinforced with solid rubber particles bonded to fiberglass backing, 6 mm (15/64") thick, approximately 64 oz/yd² in weight and 22 lb/ft³ in density. The product shall have an IIC rating of 84 (tested as per ASTM E90 + ASTM E492) based on the construction detailed in this brochure. The acoustical material shall be Duracushion 6 mm (15/64") manufactured by: Dura Undercushions Ltd.

We invite you to contact us for any inquiries via email: info@duraundercushions.com or via phone: **1-800-295-4126**

IMPERIAL MATERIAL SPECIFICATIONS

Thickness	0.24 in
“R” Value	0.52
Mass	64 oz / sq.yd
Density	22 lb / cu. ft
Tensile	24 lb / in
Content	Minimum 90% + recycled rubber bonded with synthetic rubber
Roll Size	18 sq. yd
Roll Weight	72 lb
Roll Width	54 in.
Roll Length	36 ft.
Roll Diameter	11 in.
Coverage	162 sq. ft
Acoustic Value	IIC 84 / ASTM E90 and ASTM E492 - Impact Sound Transmission (With a carpet)
Green Quality	CRI Green Label Plus approved
Anti-Microbial	Naturally resists mold, mildew and fungus growth
Radiant Heated Floors	Suitable for radiant heated floor
LEED	Contributes up to 6 credits
Flammability	PASS Pill Test / ASTM D2859 / Class 1 / ASTM E 648 - Radiant Panel Test / As an assembly with a Class 1 commercial carpet
Warranty	Lifetime*

METRIC MATERIAL SPECIFICATIONS

Thickness	6.01 mm
"R" Value	0.52
Mass	2.17 kg / sq. m
Density	352.41 kg / cu. m
Tensile	214 N / 5 cm
Content	Minimum 90% + recycled rubber bonded with synthetic rubber
Roll Size	15.05 sq. m
Roll Weight	32.66 kg
Roll Width	1.37 m
Roll Length	10.97 m
Roll Diameter	27.94 cm
Coverage	15.05 sq. m
Acoustic Value	IIC 84 / ASTM E90 and ASTM E492 - Impact Sound Transmission (With a carpet)
Green Quality	CRI Green Label Plus approved
Anti-Microbial	Naturally resists mold, mildew and fungus growth
Radiant Heated Floors	Suitable for radiant heated floor
LEED	Contributes up to 6 credits
Flammability	PASS Pill Test / ASTM D2859 / Class 1 / ASTM E 648 - Radiant Panel Test / As an assembly with a Class 1 commercial carpet
Warranty	Lifetime*

QUICK AND EASY TO INSTALL

DOUBLE GLUE-INSTALLATION PROCEDURE

- 1**
DURACUSHION should be laid black side down.
- 2**
Align **DURACUSHION** seams perpendicular to carpet seams. If not possible, keep a minimum distance of 6" from carpet seams. Consider dry laying the carpet at this stage.
- 3**
Apply quality multi-purpose adhesive with the correct trowel*, spread evenly over the floor surface according to adhesive manufacturer's instructions.
- 4**
After indicated adhesive open time, place **DURACUSHION** black side onto the adhesive, align seams tightly and apply light pressure on the cushion with a roller to ensure contact with adhesive.
- 5**
Trim excess **DURACUSHION** at perimeter of the room.
- 6**
Spread premium multi-purpose adhesive on **DURACUSHION** surface with a trowel*, following adhesive manufacturer's directions. After indicated adhesive set time, position carpet on adhesive-covered **DURACUSHION**.
- 7**
Follow manufacturer's instructions when preparing and installing carpet, with special attention to seams and rolling the final installation.
- 8**
Let adhesive set before exposing installation to foot traffic.

Caution:

Using poor quality adhesive, incorrect type, or improper application method can cause installation issues. Please contact Dura Undercushions for the installation of **DURACUSHION** underneath an area rug or stair runner.

* When following the double glue-installation procedure, consider using a 1/8" x 1/8" x 1/8" U-notch trowel for even adhesive coverage.



TACKLESS AND STRETCH-IN INSTALLATION PROCEDURE

- 1**
Measure the length and width of the room and cut DURACUSHION to size, leaving a 1/2" gap around the perimeter of the room.
- 2**
DURACUSHION should be laid down. Ensure that it covers the entire area of the room.
- 3**
Use double-sided carpet tape to secure the edges of DURACUSHION to the floor along the perimeter of the room, leaving a 1/2" gap around the edges.
- 4**
Install tack strips around the perimeter of the room, making sure to leave a 1/4" gap between the strip and the wall.
- 5**
Stretch the carpet over DURACUSHION and tuck the carpet into the gap between the tack strip and the wall using a knee kicker or power stretcher.
- 6**
Use a carpet knife to trim any excess carpet along the edges of the room.

WARRANTY

Dura underlayments are warranted to retain their essential firmness, resilience, and porosity through the useful life of the floor covering under which they are installed. This warranty applies to all types of indoor installations. In the event of a confirmed product failure due to defective manufacture the company will replace, without charge, the defective portion of the underlayment with new equivalent product.

This warranty is valid only when the product is used in accordance with our instructions and for its intended purpose and does not cover defects or failures due to inappropriate use or abuse.



Find us in
MasterSpec
Powered by Deltek Specpoint®



DISCOVER MORE

DURABLE ACOUSTICAL COMFORT



For Engineered Hardwood and Laminated Flooring

YOU NEED:
DURA-SON
DURA-SON MB

MULTI-RESILIENT LAYER FLOORING

YOU NEED:
DURACOUSTIC



For Carpets

YOU NEED:
DURACUSHION
SUPERDURA
PROTECTOR
DURALUX

MULTI-RESILIENT LAYER FLOORING

YOU NEED:
DURACOUSTIC

The durability of our products are the solution to all your acoustical needs. They will outlast and maintain their acoustical and comfort qualities throughout their lifetime.



For Ceramics

YOU NEED:
DURAQUIET

MULTI-RESILIENT LAYER FLOORING

YOU NEED:
DURACOUSTIC



For Vinyl

YOU NEED:
DURAQUIET

MULTI-RESILIENT LAYER FLOORING

YOU NEED:
DURACOUSTIC



**8525 CHEMIN DELMEADE, MONTREAL
QC H4T 1M1**

1-800-295-4126

INFO@DURAUNDERCUSHIONS.COM

WWW.DURACUSHION.COM

